

Justice Populations with Substance Use and Co-Occurring Disorders

International Conference on Drug
Prevention, Treatment and Care
2 July, 2019, Vienna International Centre,
Vienna, Austria

Roger H. Peters, Ph.D., University of South Florida
rhp@usf.edu

Defining “Co-Occurring Disorders”

The presence of at least two disorders:

- A **substance use disorder** (typically a “moderate”, or “severe” disorder)
- A **major mental disorder** (e.g., Major Depressive, Bipolar, or Psychotic Disorder)

Persons with CODs

- **Repeatedly cycle** through the justice and treatment systems
- **Experience problems** when not taking medications, not in treatment, using substances
- **Small amounts of alcohol or drugs** may trigger mental health problems

Adverse Outcomes in the Justice System

- Serve **longer sentences**
- High rates of **victimization**
- Often placed in **solitary confinement** - worsens disorders
- **Higher recidivism** rate following release from incarceration

Case Example - CODs and Rapid Cycling



8/27/00 - 22 yo



6/25/05 - 27yo



4/28/06 - 28 yo



10/7/08 - 30 yo



3/4/10 - 32 yo



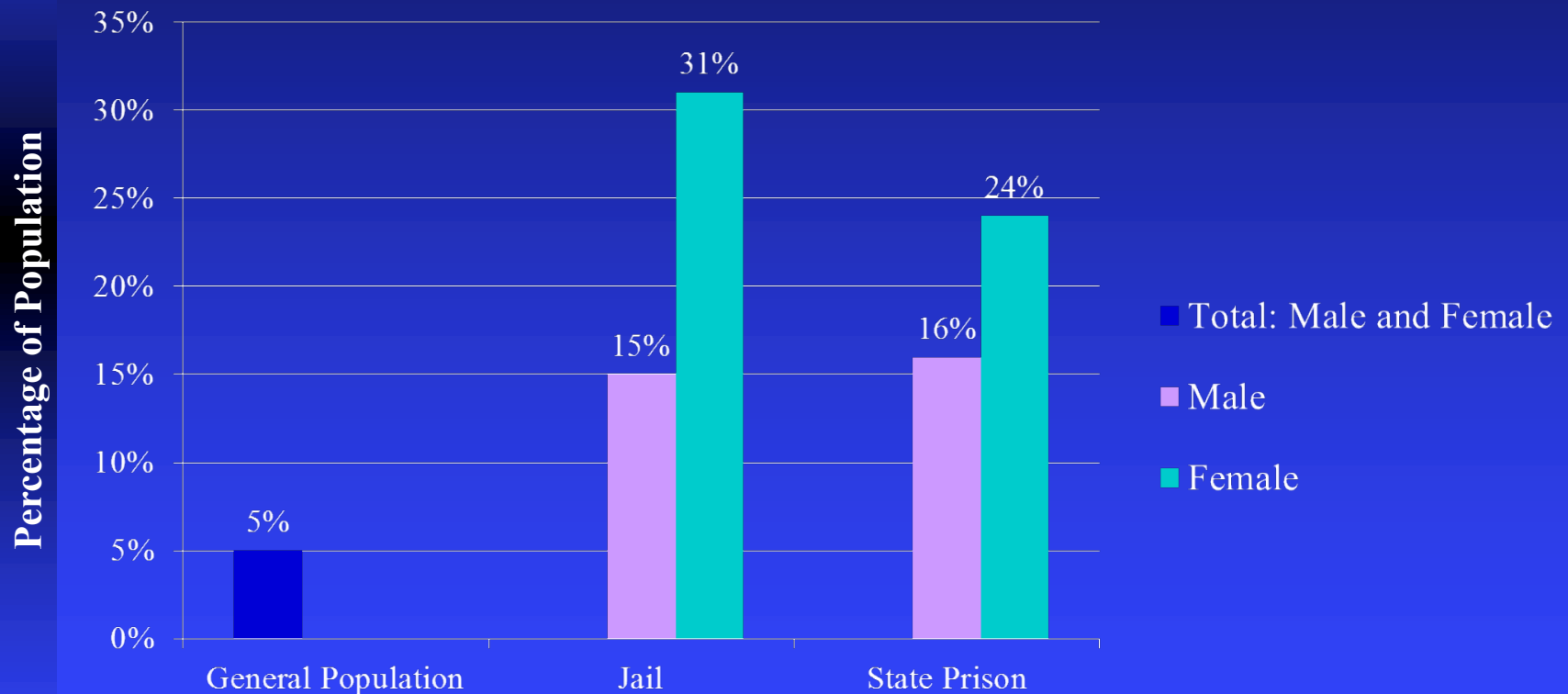
<u>Booked</u>	<u>Charge</u>	<u>Days in Jail</u>
3/4/10	Uttering Forged Instrument, Organized Fraud < \$20k, Grand Theft 3rd Degree (Warrant from Marion County)	
5/8/09	Trespass	12
10/7/08	Poss. Open Container	4
10/14/07	Battery	49
9/2/07	Poss. Drug Paraphernalia 16	
4/21/06	Sentenced 1yr + 1day Florida State Prison (Released 3/15/07)	
3/26/06	Battery on Firefighter	(35 credit)
3/2/06	Trespass	14
10/03/05	Trespass, Corruption by Threat x2	148
8/17/05	Drug paraphernalia	31
7/27/05	Trespass	15
6/25/05	Trespass	17
5/7/05	Trespass	19
4/18/05	Trespass	11
3/9/05	Possess w/o Rx	20
1/28/05	Possess w/o Rx	3
12/29/04	Trespass	13

<u>Booked</u>	<u>Charge</u>	<u>Days in Jail</u>
11/4/04	Trespass	47
10/3/04	Criminal mischief < \$200	11
6/16/04	Criminal mischief > \$1000, trespass	69
5/13/04	Trespass	7
4/4/04	Trespass	15
3/22/04	Trespass	11
10/23/03	Possess, open container, battery- LEO	112
6/5/03	Battery-LEO	84
8/29/02	Battery-LEO, Assault-LEO, disorderly intox., public consumption	111
8/3/02	Public consumption	6
4/2/02	Disorderly conduct, public consumption	18
8/27/00	Refusal to leave establishment	2

**** 28 Arrests... 895 Jail Days...
\$113,000 cost to Hillsborough County**

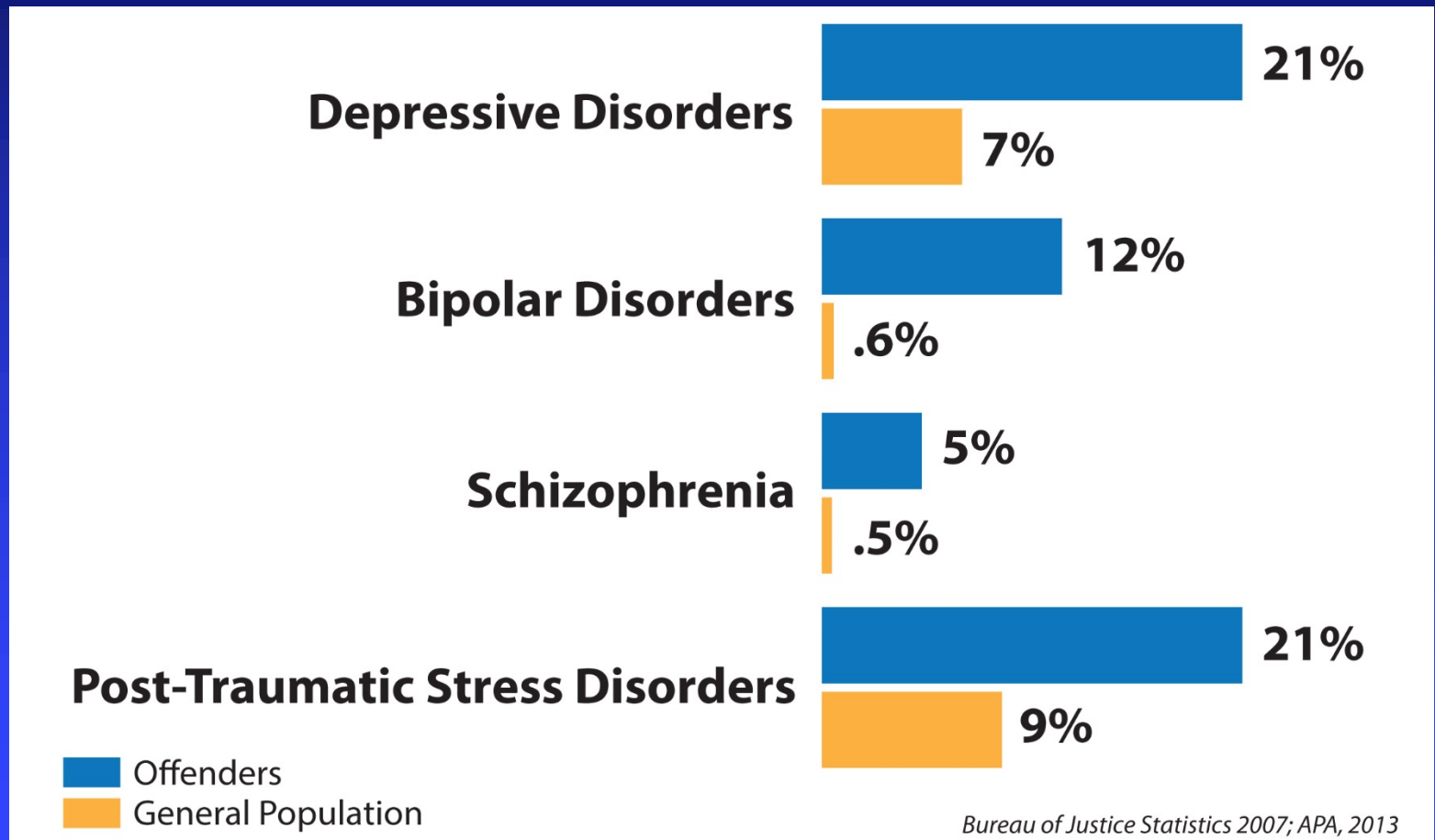
Prevalence of Mental Disorders in U.S. Jails and Prisons

Serious Mental Disorders: Offenders and the General Population

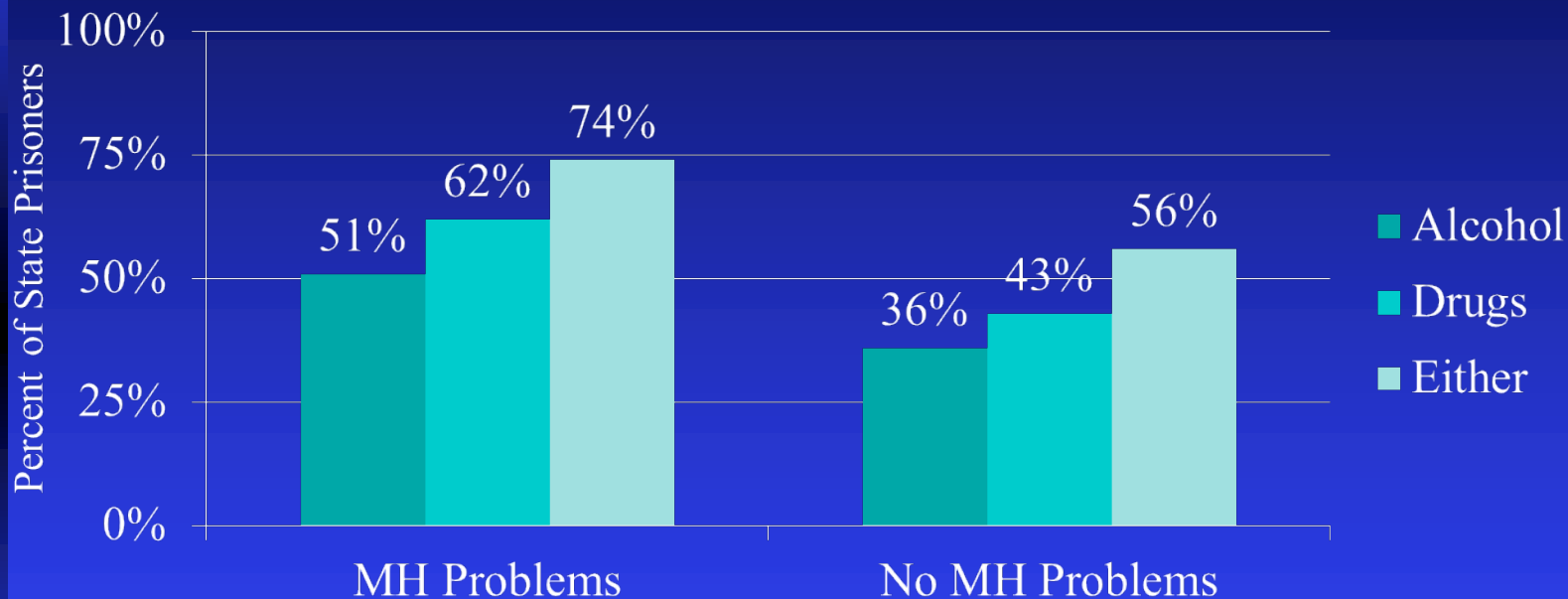


(Ditton, 1999; Kessler et al., 1996; Steadman et al., 2009)

Prevalence of Specific Mental Disorders among Offenders



Co-Occurring Substance Use Disorders



74% of offenders with mental problems also have substance abuse problems

Source: U.S. Department of Justice, 2006

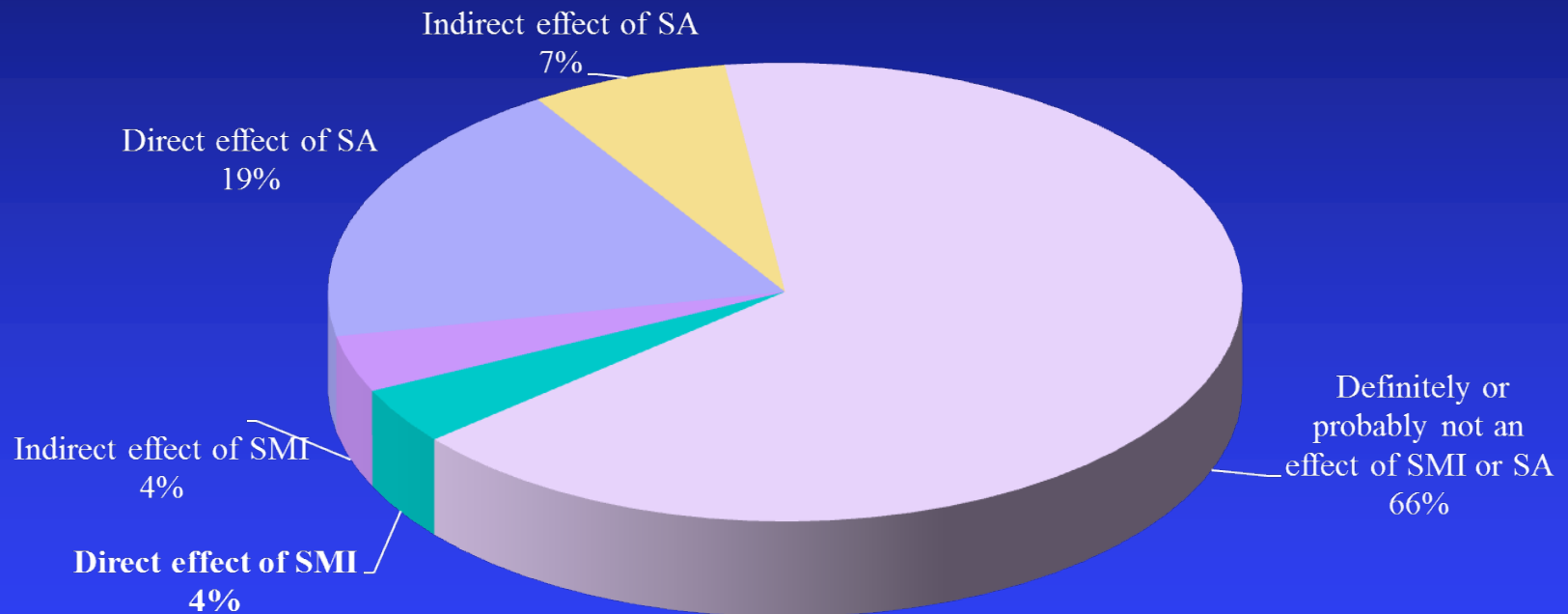
Goal: Universal Screening

- Mental disorders
- Substance use disorders
- Trauma/PTSD
- Criminal risk

Risk Factors for Criminal Recidivism

- 1. Antisocial attitudes**
- 2. Antisocial friends and peers**
- 3. Antisocial personality pattern**
- 4. Substance abuse**
- 5. Family and/or marital problems**
- 6. Lack of education**
- 7. Poor employment history**
- 8. Lack of prosocial leisure activities**
- 9. Post-Traumatic Stress Disorder (?)**

For Persons with Mental Illness, only 8% of Arrests are Attributable to Mental Illness



Implications for Treatment in the Justice System

1. A sole focus on treating mental disorders is **insufficient to reduce recidivism**
2. All justice mental health treatment programs should **focus on co-occurring substance use disorders** and other risk factors for recidivism

Evidence-Based Treatment for CODs

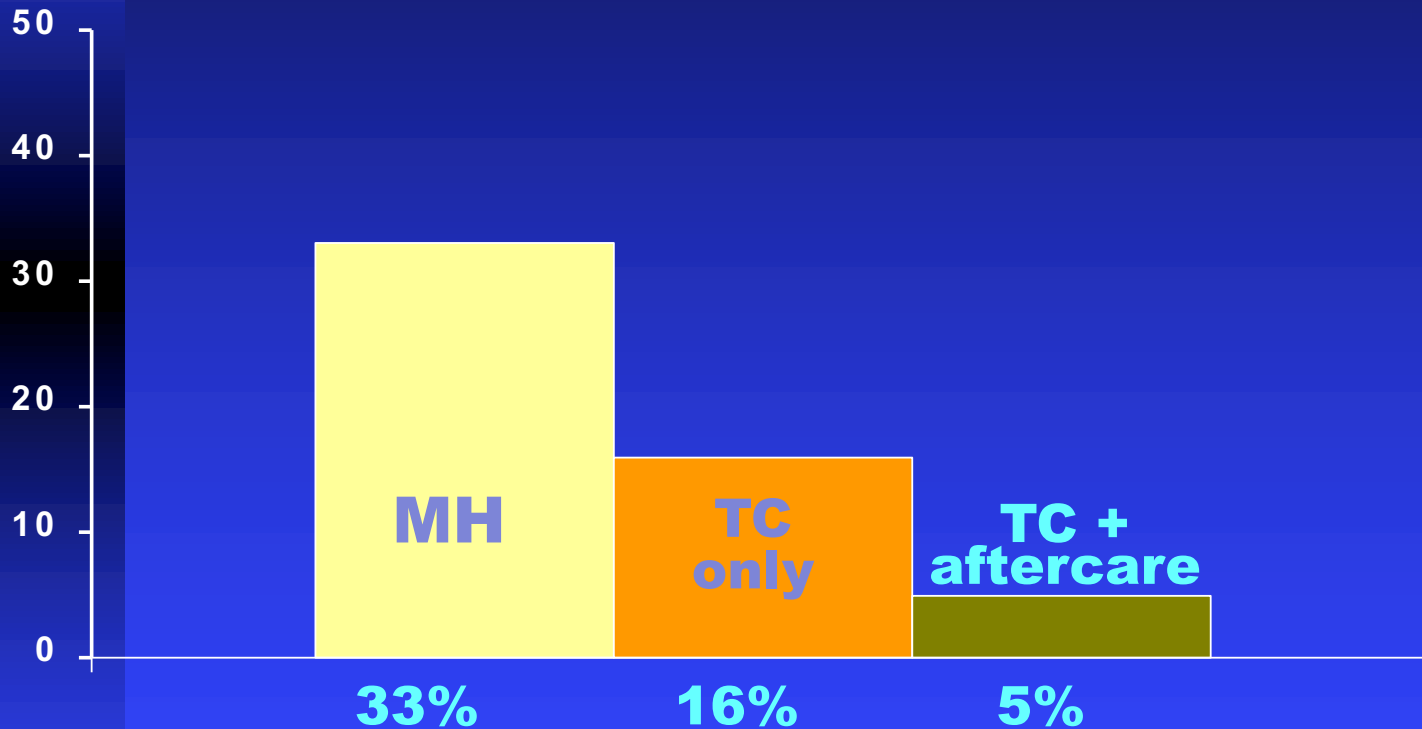


- **Integrated MH and SA treatment**
- **Cognitive-behavioral treatments**
- **Contingency management**
- **Behavioral skills training**
- **Trauma-focused treatment**
- **Medications (for both disorders)**
- **Family interventions (psychoeducational)**

Program Adaptations for CODs

- **Dually credentialed staff**
- **Increased length of services**
- **Slower pace of treatment**
- **Emphasis on education and support vs. compliance and sanctions**
- **Enhanced motivational interventions**
- **Cognitive and memory enhancement strategies**
- **Focus on housing, employment, medications**

Reincarceration Rates for Treated Prisoners with CODs



Total n=139

n=64

n=32

n=43

(Sacks et al., 2004)