



July 2021, NCJ 252641

## Survey of Prison Inmates, 2016

# Alcohol and Drug Use and Treatment Reported by Prisoners

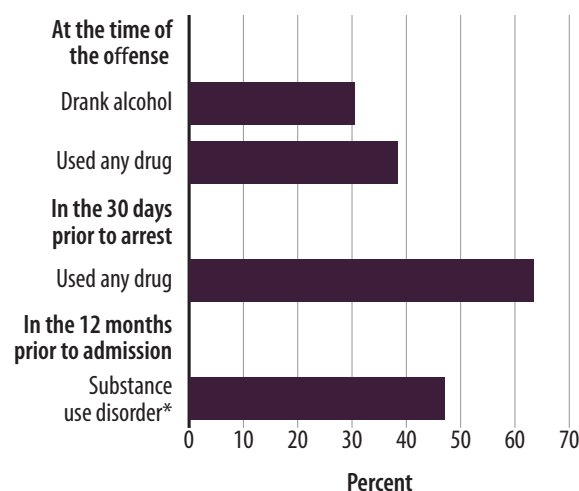
Laura M. Maruschak, *BJS Statistician*

Jennifer Bronson, Ph.D., and Mariel Alper, Ph.D., *former BJS Statisticians*

Among all state and federal prisoners (1,421,700), nearly 4 in 10 (38%) reported using drugs and 3 in 10 (30%) reported drinking alcohol at the time of the offense for which they were serving a sentence (figure 1, table 1). Statistics in this report are based on self-reported data collected through face-to-face interviews with a national sample of state and federal prisoners age 18 or older in the 2016 Survey of Prison Inmates (SPI). (See *Methodology*.)

Nearly two-thirds (64%) of state and federal prisoners reported using at least one drug in the 30 days prior to arrest for the offense for which they were serving time. Among state and federal prisoners who were not incarcerated for the entire 12 months prior to admission to prison for the offense for which they were serving a sentence (916,900), nearly half (47%) met the *Diagnostic and Statistical Manual of Mental Disorders*, Fourth Edition (DSM-IV) criteria for substance use disorder in the 12 months prior to admission to prison. (See *Measurement of alcohol, drug, and substance use disorders*.)

**FIGURE 1**  
Alcohol use, drug use, and substance use disorder among state and federal prisoners, 2016



Note: See table 1 for percentages and standard errors.

\*Includes prisoners who met the DSM-IV criteria for either dependence or abuse of drugs or alcohol. Estimate was based on prisoners who were not incarcerated for the entire 12 months prior to admission to prison. See *Methodology*.

Source: Bureau of Justice Statistics, Survey of Prison Inmates, 2016.

## Highlights

- Thirty-one percent of state prisoners and 25% of federal prisoners reported drinking alcohol at the time of the offense.
- Nearly 4 in 10 state prisoners (39%) and 3 in 10 federal prisoners (31%) reported using drugs at the time of the offense.
- Among state prisoners, males (32%) were more likely than females (26%) to report drinking alcohol at the time of the offense but were less likely (39%) than females (49%) to report using at least one drug at the time of the offense.
- An estimated 2 in 10 state (21%) and federal (20%) prisoners reported using marijuana at the time of the offense.
- About 20% of state and 11% of federal prisoners reported ever using heroin, and 5% of state and 3% of federal prisoners reported using it at the time of the offense.
- Among those not incarcerated for the entire 12 months prior to admission to prison, about 49% of state and 32% of federal prisoners met the criteria for having a substance use disorder in that time period.

## Other key findings

### Alcohol and drug use

- About 9 in 10 state (91%) and federal (88%) prisoners reported ever drinking alcohol (**table 2**).
- Ninety percent of state and 81% of federal prisoners reported ever using at least one drug in their lifetime (**table 3**).
- Sixty-five percent of state and 53% of federal prisoners reported using at least one drug during the 30 days prior to arrest.
- An estimated 87% of state and 75% of federal prisoners reported ever using marijuana in their lifetime.
- An estimated 1 in 10 state prisoners reported using methamphetamine (11%) or cocaine (9%) or had been misusing prescription drugs (9%) at the time of the offense for which they were imprisoned.
- Among federal prisoners, 8% reported using methamphetamine at the time of the offense, while 6% reported using cocaine and 6% reported misusing prescription drugs.

### Alcohol and drug use, by prisoner characteristics

- Among state prisoners, about 3 in 10 whites (31%), blacks (30%), and Hispanics (33%) reported drinking alcohol at the time of the offense (**table 4**).
- An estimated 24% of state prisoners ages 18 to 24 reported drinking alcohol at the time of the offense, compared to 37% of those ages 45 to 54 and 55 to 64.
- State prisoners sentenced for a violent (34%) offense were more likely to report drinking alcohol at the time of the offense than those sentenced for a property (24%) or drug (22%) offense.
- Hispanics in state (36%) and federal (20%) prison were less likely than whites in state (45%) and federal (40%) prison to report using at least one drug at the time of the offense.
- State prisoners serving time for a drug (55%) or a property (49%) offense were more likely than those serving time for a violent offense (35%) to report using drugs at the time of the offense.
- State prisoners serving time for a violent (35%) offense were less likely than those serving time for a drug (55%) or a property (49%) offense to report using drugs at the time of the offense.
- Twenty-nine percent of females and 24% of males in federal prison reported drinking alcohol at the time of the offense (**table 5**).

- Among federal prisoners, an estimated 31% of whites, 28% of blacks, and 15% of Hispanics reported drinking alcohol at the time of the offense.
- A quarter of federal prisoners sentenced for a violent (25%) or drug (26%) offense reported drinking alcohol at the time of the offense, compared to 4 in 10 sentenced for a property offense (41%).
- Thirty-seven percent of female and 31% of male federal prisoners reported using at least one drug at the time of the offense for which they were serving time.
- Federal prisoners ages 18 to 24 (38%) were about four times as likely as prisoners age 65 or older (9%) to report using drugs at the time of the offense.
- About 3 in 10 federal prisoners serving time for a violent offense (29%) reported using drugs at the time of the offense, compared to about 4 in 10 serving time for a drug offense (38%).

### Alcohol, drug, and substance use disorder

- Among state prisoners, 40% met the criteria for having a drug use disorder and 21% met the criteria for having an alcohol use disorder in the 12 months prior to admission to prison (**table 6**).<sup>1</sup>
- Among federal prisoners, 23% met the criteria for having a drug use disorder and 15% met the criteria for having an alcohol use disorder in the 12 months prior to admission to prison.
- Female state prisoners (58%) were more likely than male state prisoners (48%) to have met the criteria for having a substance use disorder in the 12 months prior to admission to prison.
- Among state prisoners, whites (58%) were more likely than blacks (39%) and Hispanics (46%) to have met the criteria for having a substance use disorder in the 12 months prior to admission to prison.
- An estimated 40% of white federal prisoners, compared to 32% of black and 26% of Hispanic federal prisoners, met the criteria for having a substance use disorder in the 12 months prior to admission to prison.
- Property (59%), drug (56%), and public-order (52%) offenders in state prison were more likely than violent offenders (42%) to have met the criteria for having a substance use disorder in the 12 months prior to admission to prison.

<sup>1</sup>See *Measurement of alcohol, drug, and substance use disorders* for detail on which prisoners were asked questions that measured alcohol and drug use disorder.

- Violent offenders in federal prison (43%) were more likely than property (28%) and public-order (24%) offenders to have met the criteria for having a substance use disorder in the 12 months prior to admission to prison.

### Alcohol or drug use treatment

- An estimated 33% of state and 46% of federal prisoners who met the criteria for having a substance use disorder in the 12 months prior to admission to prison participated in any alcohol or drug treatment program since admission to prison (**table 7**).

- About 12% of state and 15% of federal prisoners who met the criteria for having a substance use disorder in the 12 months prior to admission to prison received alcohol or drug treatment in a residential facility or unit since admission.
- Among those who met the criteria for having a substance use disorder, an estimated 27% of state and 25% of federal prisoners had participated in a self-help group or in peer counseling for drug or alcohol use since admission.

## Measurement of alcohol, drug, and substance use disorders

The 2016 Survey of Prison Inmates (SPI) included questions to estimate the prevalence of alcohol, drug, and substance use disorders in the 12 months prior to admission to prison for the offense for which prisoners were serving a sentence. Prisoners who were incarcerated for the entire 12 months prior to admission were not asked questions that measured drug use disorder. An estimated 916,900 prisoners were not incarcerated for the entire 12 months prior to admission and were eligible for the drug use disorder questions.

Prisoners who had not been incarcerated for the entire 12 months prior to admission to prison for the offense for which they were serving time and reported using drugs in that time were asked about their experiences and symptoms related to their drug use in the 12 months prior to admission. Prisoners who reported drinking 6 or more days during the 12 months before they were admitted to prison were asked about their experiences and symptoms related to their alcohol use in the 12 months prior to admission.

Alcohol use disorder is defined as meeting the *Diagnostic and Statistical Manual of Mental Disorders*, Fourth Edition (DSM-IV) criteria for alcohol dependence or abuse, and drug use disorder is defined as meeting the DSM-IV criteria for drug dependence or abuse. Substance use disorder is defined as meeting the DSM-IV criteria for either dependence or abuse of drugs or alcohol. The DSM-IV criteria are guidelines designed to be used with a patient's history and sound clinical judgment to make a diagnosis. Data presented in this report are based on prisoners' self-reports and were not validated or confirmed by a trained clinician or clinical interview. (See *Methodology* for more details.)

The DSM-IV defines dependence as a maladaptive pattern of use leading to clinically significant impairment or distress, as manifested by three or more of the following occurring at any time in the same 12-month period:

1. increased use to achieve desired effect or diminished effect with continued use of the same amount
2. withdrawal symptoms or use to relieve withdrawal
3. using in larger amounts for longer periods than intended
4. persistent desire or one or more unsuccessful attempts cut down or control use
5. a lot of time spent in activities necessary to obtain, use, or recover from the effects
6. a reduction in or absence from social, occupational, or recreational activities because of use
7. continued use despite knowledge of having persistent or recurrent physical or psychological problems.

Unlike the criteria for dependence, criteria for abuse exclude tolerance, withdrawal, or a pattern of compulsive use. Instead, the abuse criteria include only the harmful consequences of repeated use. Abuse is defined in the DSM-IV as a maladaptive pattern of use leading to clinically significant impairment or distress, as manifested by one or more of the following occurring at any time in the same 12-month period:

1. recurrent use resulting in a failure to fulfill major role obligations at work, school, or home
2. recurrent use in situations in which it is physically hazardous
3. recurrent use-related legal problems
4. continued use despite having persistent or recurrent use-related social or interpersonal problems.

For any one substance, alcohol or drugs, a diagnosis of dependence takes precedence over a diagnosis of abuse for the same substance. This means that a person who meets the dependence criteria for a particular

*Continued on next page*

## Measurement of alcohol, drug, and substance use disorders (continued)

substance cannot meet the abuse criteria for that same substance. The DSM-IV states that a diagnosis of drug dependence can be applied to 10 drug classes: alcohol, amphetamine or similarly acting sympathomimetics, cannabis, cocaine, hallucinogens, inhalants, nicotine, opioids, phencyclidine (PCP) or similarly acting arylcyclohexylamines, and sedatives. The category of drug abuse can apply to all of these drug classes, except nicotine.<sup>2</sup>

A diagnosis of drug dependence or abuse should be drug-specific (e.g., cocaine dependence or heroin abuse) and not generally made based on drug use

---

<sup>2</sup>The DSM-IV uses the term “classes,” which is not the same as the schedule of controlled substances established through the 1970 Controlled Substance Act (P.L. 91-513).

in the past year as a whole. However, SPI data do not permit an analysis of dependence or abuse symptoms by individual drug type. As such, drug dependence and abuse data presented in this report are not drug-specific.

Questions in the 2016 SPI were adapted from questions measuring drug dependence and abuse and alcohol dependence and abuse in the Substance Abuse and Mental Health Services Administration’s National Survey on Drug Use and Health. (See *Methodology* for more details.) Prior years’ estimates of substance use disorders (i.e., alcohol or drug dependence or abuse) published by the Bureau of Justice Statistics are not comparable to 2016 estimates in this report, as measurement methods have changed over time.

## List of tables

**TABLE 1.** Alcohol use, drug use, and substance use disorder among state and federal prisoners, 2016

**TABLE 2.** Alcohol use and alcohol use disorder among state and federal prisoners, 2016

**TABLE 3.** Drug use among state and federal prisoners, 2016

**TABLE 4.** Drug use among state prisoners in the 30 days prior to arrest and at the time of the offense and alcohol use at the time of the offense, by selected characteristics, 2016

**TABLE 5.** Drug use among federal prisoners in the 30 days prior to arrest and at the time of the offense and alcohol use at the time of the offense, by selected characteristics, 2016

**TABLE 6.** Substance use disorders among state and federal prisoners, by selected characteristics, 2016

**TABLE 7.** Alcohol or drug treatment among state and federal prisoners who met the criteria for substance use disorder, 2016

**TABLE 8.** Drug use among state and federal prisoners, 2004 and 2016

**TABLE 9.** Drug use in the 30 days prior to arrest among state and federal prisoners, by drug type, 2004 and 2016

## List of figures

**FIGURE 1.** Alcohol use, drug use, and substance use disorder among state and federal prisoners, 2016

## List of appendix tables

**APPENDIX TABLE 1.** Estimated number of state and federal prisoners, by selected characteristics, 2016

**APPENDIX TABLE 2.** Standard errors for table 6: Substance use disorders among state and federal prisoners, by selected characteristics, 2016

**TABLE 1****Alcohol use, drug use, and substance use disorder among state and federal prisoners, 2016**

Alcohol and drug use	Percent	Standard error
<b>At the time of the offense</b>		
Alcohol	30.4%	0.47%
Any drug	38.4	0.57
<b>In the 30 days prior to arrest</b>		
Any drug	63.5%	0.65%
<b>In the 12 months prior to admission</b>		
Substance use disorder*	47.1%	0.87%

Note: See appendix table 1 for prisoner estimates.

\*Includes prisoners who met the DSM-IV criteria for either dependence or abuse of drugs or alcohol. See *Methodology*.

Source: Bureau of Justice Statistics, Survey of Prison Inmates, 2016.

**TABLE 2****Alcohol use and alcohol use disorder among state and federal prisoners, 2016**

Alcohol use	State prisoners		Federal prisoners	
	Percent	Standard error	Percent	Standard error
Ever drank alcohol in lifetime	91.1%	0.42%	88.0%	1.09%
Drank alcohol in the 12 months prior to admission to prison <sup>a</sup>	39.1	0.73	35.7	1.71
Drank alcohol at the time of the offense	31.2	0.49	24.7	1.52
Alcohol use disorder <sup>b</sup>	20.9	0.48	15.4	1.04

Note: See appendix table 1 for prisoner estimates.

<sup>a</sup>Includes prisoners who reported drinking 6 or more days in the 12 months prior to being admitted to prison for the offense for which they were serving a sentence.

<sup>b</sup>Prisoners who reported drinking 6 or more days in the 12 months before they were admitted to prison were defined as having alcohol dependence if they met three or more of seven dependence criteria or at least one of the abuse criteria. See *Methodology*.

Source: Bureau of Justice Statistics, Survey of Prison Inmates, 2016.

**TABLE 3****Drug use among state and federal prisoners, 2016**

Drug use	Ever		In the 30 days prior to arrest		At the time of the offense	
	Percent	Standard error	Percent	Standard error	Percent	Standard error
<b>State prisoners</b>						
Any drug <sup>a</sup>	89.6%	0.36%	64.9%	0.66%	39.4%	0.59%
Marijuana/hashish	87.1	0.40	50.8	0.66	21.3	0.42
Cocaine <sup>b</sup>	49.4	0.79	17.7	0.45	9.3	0.33
Crack	23.6	0.59	7.7	0.31	...	...
Heroin	19.9	0.62	8.2	0.39	5.4	0.32
Methamphetamine <sup>c</sup>	28.6	1.27	15.5	0.99	10.7	0.81
Hallucinogens <sup>d</sup>	44.2	0.75	10.2	0.38	3.7	0.24
Inhalants <sup>e</sup>	11.3	0.45	0.6	0.07	0.1	0.04
Prescription drugs <sup>f</sup>	34.3	0.72	16.3	0.47	8.9	0.32
<b>Federal prisoners</b>						
Any drug <sup>a</sup>	80.7%	1.67%	53.3%	2.36%	31.1%	1.81%
Marijuana/hashish	75.4	2.14	40.1	2.28	19.5	1.44
Cocaine <sup>b</sup>	43.3	1.23	15.2	0.65	6.3	0.51
Crack	13.4	0.97	3.0	0.36	...	...
Heroin	10.9	1.00	3.5	0.40	2.7	0.36
Methamphetamine <sup>c</sup>	18.2	1.46	10.6	1.02	7.8	0.85
Hallucinogens <sup>d</sup>	32.8	2.29	8.2	0.97	2.8	0.37
Inhalants <sup>e</sup>	5.7	0.49	0.6	0.14	0.1 !	0.04
Prescription drugs <sup>f</sup>	22.8	1.62	11.1	0.91	6.0	0.59

Note: Details may not sum to totals because prisoners may have reported using more than one type of drug. See appendix table 1 for prisoner estimates.

...Not available.

! Interpret with caution. Estimate is based on 10 or fewer sample cases, or coefficient of variation is greater than 50%.

<sup>a</sup>Includes other unspecified drugs.

<sup>b</sup>Includes powder, crack, free base, and coca paste.

<sup>c</sup>Refers to meth, ice, crystal meth, glass, or crank.

<sup>d</sup>Includes LSD, peyote, mescaline, psilocybin, PCP, or ecstasy.

<sup>e</sup>Includes substances such as amyl nitrite, cleaning fluid, locker room odorizers, gasoline, glue, nitrous oxide, or spray paints.

<sup>f</sup>Includes prescription drugs used in a way not prescribed by a doctor.

Source: Bureau of Justice Statistics, Survey of Prison Inmates, 2016.

**TABLE 4**

**Drug use among state prisoners in the 30 days prior to arrest and at the time of the offense and alcohol use at the time of the offense, by selected characteristics, 2016**

Characteristic	Used any drug				Used alcohol at the time of the offense	
	In the 30 days prior to arrest		At the time of the offense			
	Percent	Standard error	Percent	Standard error	Percent	Standard error
All state prisoners	64.9%	0.66%	39.4%	0.59%	31.2%	0.49%
Sex						
Male*	64.7%	0.71%	38.7%	0.63%	31.6%	0.53%
Female	67.3 †	1.09	48.9 †	1.47	26.1 †	1.03
Race/ethnicity						
White <sup>a</sup> *	65.3%	0.99%	44.7%	0.94%	31.4%	0.79%
Black <sup>a</sup>	66.9	0.85	36.6 †	0.81	29.7	0.77
Hispanic	60.2 †	1.34	36.2 †	0.98	32.5	0.89
American Indian/ Alaska Native <sup>a</sup>	72.4 †	3.08	40.7	3.51	48.5 †	4.80
Asian/Native Hawaiian/ Other Pacific Islander <sup>a</sup>	54.1 †	3.98	35.9 †	4.27	25.1	4.51
Two or more races <sup>a</sup>	66.8	1.25	40.9 †	1.39	31.9	1.08
Age						
18-24*	77.7%	1.28%	45.1%	1.51%	23.6%	1.19%
25-34	74.2 †	0.81	45.5	0.95	28.0 †	0.81
35-44	65.4 †	0.91	40.2 †	0.94	31.9 †	0.89
45-54	56.3 †	1.13	35.2 †	1.17	37.0 †	1.03
55-64	47.2 †	1.53	26.9 †	1.24	37.4 †	1.23
65 or older	27.7 †	2.44	15.7 †	1.72	30.8 †	2.49
Controlling offense <sup>b</sup>						
Violent*	60.7%	0.80%	35.1%	0.56%	34.1%	0.64%
Property	74.7 †	0.98	49.2 †	1.17	24.0 †	0.95
Drug	77.5 †	1.26	54.7 †	1.66	21.8 †	0.99
Public order	59.6	1.40	31.1 †	1.26	38.6 †	1.57
DUI/DWI	42.9 †	2.91	18.8 †	2.08	86.6 †	1.68
Other public order	63.6 †	1.46	34.1	1.47	27.2 †	1.28

Note: See appendix table 1 for prisoner estimates.

\*Comparison group.

†Difference with comparison group is significant at the 95% confidence level.

<sup>a</sup>Excludes persons of Hispanic origin (e.g., “white” refers to non-Hispanic whites and “black” refers to non-Hispanic blacks).

<sup>b</sup>For sentenced and unsentenced prisoners with one offense, that offense is the controlling offense. For sentenced prisoners with multiple offenses and sentences, the controlling offense is the offense with the longest sentence. For sentenced prisoners with multiple offenses and one sentence, and for unsentenced prisoners with multiple offenses, the controlling offense is defined as the “most serious” offense, where violent offenses are most serious, followed by property, drug, public-order, and all other offenses.

Source: Bureau of Justice Statistics, Survey of Prison Inmates, 2016.



**TABLE 5**

**Drug use among federal prisoners in the 30 days prior to arrest and at the time of the offense and alcohol use at the time of the offense, by selected characteristics, 2016**

Characteristic	Used any drug				Used alcohol at the time of the offense	
	In the 30 days prior to arrest		At the time of the offense		Percent	Standard error
	Percent	Standard error	Percent	Standard error		
All federal prisoners	53.3%	2.36%	31.1%	1.81%	24.7%	1.52%
<b>Sex</b>						
Male*	53.6%	2.51%	30.7%	1.92%	24.4%	1.61%
Female	50.2	3.58	36.6	2.94	28.7	1.69
<b>Race/ethnicity</b>						
White <sup>a*</sup>	53.7%	3.28%	39.9%	2.76%	31.3%	1.77%
Black <sup>a</sup>	63.1 †	1.58	35.0	1.74	27.7	1.88
Hispanic	41.2 †	2.78	20.1 †	2.24	15.4 †	1.80
American Indian/ Alaska Native <sup>a</sup>	67.2	6.84	41.7	5.78	56.4 †	9.14
Asian/Native Hawaiian/ Other Pacific Islander <sup>a</sup>	65.5	5.79	32.2	5.77	29.0	9.32
Two or more races <sup>a</sup>	64.9 †	4.29	42.4	4.02	33.4	3.53
<b>Age</b>						
18-24*	67.6%	4.50%	37.7%	4.83%	22.7%	4.09%
25-34	62.3	2.77	35.6	2.60	24.0	1.70
35-44	57.5 †	2.63	34.7	2.27	25.3	1.89
45-54	43.4 †	2.96	25.2 †	2.53	26.4	2.54
55-64	31.9 †	3.21	19.4 †	2.44	22.8	2.38
65 or older	27.8 †	3.93	9.4 †	2.81	19.0	4.42
<b>Controlling offense<sup>b</sup></b>						
Violent*	59.2%	3.01%	29.1%	2.41%	25.4%	2.64%
Property	30.7 †	2.95	20.3 †	2.49	41.3 †	5.23
Drug	61.3	2.88	37.7 †	2.64	25.6	1.66
Public order	45.2 †	3.34	24.5	2.41	19.5	1.79

Note: See appendix table 1 for prisoner estimates.

\*Comparison group.

†Difference with comparison group is significant at the 95% confidence level.

<sup>a</sup>Excludes persons of Hispanic origin (e.g., “white” refers to non-Hispanic whites and “black” refers to non-Hispanic blacks).

<sup>b</sup>For sentenced and unsentenced prisoners with one offense, that offense is the controlling offense. For sentenced prisoners with multiple offenses and sentences, the controlling offense is the offense with the longest sentence. For sentenced prisoners with multiple offenses and one sentence, and for unsentenced prisoners with multiple offenses, the controlling offense is defined as the “most serious” offense, where violent offenses are most serious, followed by property, drug, public-order, and all other offenses.

Source: Bureau of Justice Statistics, Survey of Prison Inmates, 2016.



**TABLE 6****Substance use disorders among state and federal prisoners, by selected characteristics, 2016**

Characteristics	State prisoners			Federal prisoners		
	Alcohol use disorder <sup>a</sup>	Drug use disorder <sup>b</sup>	Substance use disorder <sup>c</sup>	Alcohol use disorder <sup>a</sup>	Drug use disorder <sup>b</sup>	Substance use disorder <sup>c</sup>
<b>Total</b>	20.9%	39.5%	49.0%	15.4%	23.0%	31.8%
<b>Sex</b>						
Male*	21.1%	38.5%	48.2%	15.2%	22.4%	31.3%
Female	18.7 †	50.8 †	58.5 †	18.3	29.8 †	37.9
<b>Race/ethnicity</b>						
White <sup>d</sup> *	24.5%	48.3%	58.4%	17.2%	29.7%	39.5%
Black <sup>d</sup>	16.9 †	30.9 †	38.5 †	14.6	22.8	31.6 †
Hispanic	20.3 †	35.8 †	45.8 †	13.6	17.7 †	25.6 †
American Indian/ Alaska Native <sup>d</sup>	30.9	48.4	61.8	31.1	30.2	56.3
Asian/Native Hawaiian/ Other Pacific Islander <sup>d</sup>	15.4 †	31.5 †	39.2 †	16.7	28.1	33.0
Two or more races <sup>d</sup>	23.8	43.0 †	53.9 †	20.0	33.6	40.0
<b>Age</b>						
18-24*	18.8%	47.8%	53.0%	17.8%	28.4%	37.0%
25-34	20.1	45.8	53.4	16.9	26.2	35.8
35-44	21.8 †	41.1 †	51.5	16.3	26.7	35.2
45-54	22.6 †	32.9 †	43.8 †	14.4	17.3 †	25.8 †
55-64	21.9	24.2 †	39.4 †	11.7	15.4 †	24.5
65 or older	17.0	12.1 †	24.8 †	5.4 †!	9.0 †!	15.0 †
<b>Controlling offense<sup>e</sup></b>						
Violent*	21.0%	31.9%	42.5%	15.7%	31.4%	42.9%
Property	20.5	53.9 †	59.5 †	21.8	13.3 †	28.4 †
Drug	16.3 †	52.1 †	56.0 †	15.5	29.1	36.7
Public order	26.8 †	34.6	51.6 †	14.1	15.6 †	23.5 †
DUI/DWI	59.3 †	26.2	70.5 †	/	/	/
Other public order	19.1	36.9 †	46.4 †	/	/	/

Note: Only prisoners who were not incarcerated for the entire 12 months prior to admission to prison for the offense for which they were serving time (916,900) were asked questions that measured drug use disorder. See *Measurement of alcohol, drug, and substance use disorder*. See appendix table 2 for standard errors.

\*Comparison group.

†Difference with comparison group is significant at the 95% confidence level.

/Not reported.

! Interpret with caution. Estimate is based on 10 or fewer sample cases, or coefficient of variation is greater than 50%.

<sup>a</sup>Prisoners who reported drinking 6 or more days in the 12 months before they were admitted to prison were defined as having alcohol dependence if they met three or more of seven dependence criteria or at least one of the abuse criteria. See *Methodology*.

<sup>b</sup>Prisoners who had not been incarcerated for the entire 12 months prior to admission to prison for their current offense and had reported using any drug in those 12 months were defined as having drug dependence if they met three of seven dependence criteria or at least one of the abuse criteria. See *Methodology*.

<sup>c</sup>Includes prisoners who met the DSM-IV criteria for either dependence or abuse of drugs or alcohol. See *Methodology*.

<sup>d</sup>Excludes persons of Hispanic origin (e.g., “white” refers to non-Hispanic whites and “black” refers to non-Hispanic blacks).

<sup>e</sup>For sentenced and unsentenced prisoners with one offense, that offense is the controlling offense. For sentenced prisoners with multiple offenses and sentences, the controlling offense is the offense with the longest sentence. For sentenced prisoners with multiple offenses and one sentence, and for unsentenced prisoners with multiple offenses, the controlling offense is defined as the “most serious” offense, where violent offenses are most serious, followed by property, drug, public-order, and all other offenses.

Source: Bureau of Justice Statistics, Survey of Prison Inmates, 2016.

**TABLE 7****Alcohol or drug treatment among state and federal prisoners who met the criteria for substance use disorder, 2016**

Treatment	State prisoners		Federal prisoners	
	Percent	Standard error	Percent	Standard error
<b>Any treatment program since admission<sup>a</sup></b>	33.1%	1.62%	46.2%	2.84%
Alcohol use only	3.1	0.40	3.3	0.72
Drug use only	7.4	0.55	9.8	1.56
Alcohol and drug use	22.6	1.14	32.9	2.60
<b>Type of treatment program since admission</b>				
Treatment <sup>b</sup>	19.7%	1.30%	28.4%	2.56%
Residential facility/unit	12.1	1.20	14.7	2.59
Counseling by a professional	10.1	0.57	17.9	1.83
Detoxification unit	1.7	0.21	1.6	0.39
Maintenance drug	0.9	0.15	1.1	0.38
Other programs <sup>b</sup>	32.7	1.24	41.4	2.76
Self-help group/peer counseling	27.0	1.10	25.0	1.96
Education program	23.5	1.07	36.8	2.74
<b>Estimated number of prisoners who met the criteria for substance use disorder</b>	397,500	15,700	31,600	2,400

<sup>a</sup>Details may not sum to totals because prisoners may have reported that they received treatment but not whether it was for alcohol use only, drug use only, or for alcohol and drug use.

<sup>b</sup>Details may not sum to totals because prisoners could report participating in more than one type of treatment or program.

Source: Bureau of Justice Statistics, Survey of Prison Inmates, 2016.

## Change in drug use among state and federal prisoners, 2004 and 2016

The sampling frame for the 2016 Survey of Prison Inmates (SPI) differed from the 2004 Survey of Inmates in State and Federal Correctional Facilities (SISFCF), the previous iteration of this omnibus survey.<sup>3</sup> Because private facilities exclusively housing federal prisoners were not sampled in 2004, including them in the 2016 analysis would result in samples that were not comparable across the 2 years. To produce 2016 estimates of drug use among federal prisoners that were comparable to 2004, federal prisoners held in private facilities were removed from the 2016 SPI prior to analysis. Estimates for federal prisoners reported in tables 8 and 9 will differ from those reported in tables 3 and 5 due to the adjustment to the federal data file.

<sup>3</sup>For detailed methodology for the 2004 SISFCF, see *Drug Use and Dependence, State and Federal Prisoners, 2004* (NCJ 213530, BJS, October 2006).

After these adjustments, the trends showed an increase in reported drug use over time. Among both state and federal prisoners, reported lifetime drug use, drug use in the 30 days prior to the arrest for the offense for which the prisoner was sentenced, and drug use at the time of the offense for which the prisoner was sentenced all increased between 2004 and 2016. In 2016, nearly 90% of state and 84% of federal prisoners reported ever using drugs, compared to 83% of state and 79% of federal prisoners in 2004 (**table 8**). State (65%) and federal (58%) prisoners in 2016 were more likely than those in 2004 (56% of state and 50% of federal prisoners) to report drug use in the 30 days prior to arrest. In 2016, an estimated 39% of state and 35% of federal prisoners reported using drugs at the time of the offense, compared to 32% of state and 26% of federal prisoners in 2004.

**TABLE 8**  
**Drug use among state and federal prisoners, 2004 and 2016**

Year	Ever used		Used in the 30 days prior to arrest		Used at the time of the offense <sup>a</sup>	
	Percent	Standard error	Percent	Standard error	Percent	Standard error
<b>State prisoners</b>						
2004*	83.2%	0.50%	56.0%	0.63%	32.1%	0.54%
2016	89.6 †	0.36	64.9 †	0.66	39.4 †	0.59
<b>Federal prisoners</b>						
2004*	78.7%	1.20%	50.3%	1.77%	26.4%	1.63%
2016 <sup>b</sup>	84.0 †	1.31	58.0 †	1.90	35.2 †	1.19

Note: There was an estimated total of 1,226,200 state and 129,300 federal prisoners in 2004. Based on the adjusted 2016 data, there was an estimated total of 1,248,300 state and 144,900 federal prisoners in 2016.

\*Comparison group.

†Difference with comparison group is significant at the 95% confidence level.

<sup>a</sup>In 2004, only prisoners who reported using drugs in the 30 days prior to arrest were asked if they used drugs at the time of the offense. In 2016, all prisoners who reported they ever used drugs were asked if they used in the 30 days prior to arrest and if they used at the time of the offense.

<sup>b</sup>To allow for comparison to 2004, estimates for federal prisoners in 2016 exclude those in private facilities exclusively holding federal prisoners.

Source: Bureau of Justice Statistics, Survey of Inmates in State and Federal Correctional Facilities, 2004; and Survey of Prison Inmates, 2016.

*Continued on next page*

## Change in drug use among state and federal prisoners, 2004 and 2016 (continued)

State prisoners were more likely in 2016 than in 2004 to report using marijuana, heroin, methamphetamine, or hallucinogens or misusing prescription drugs in the 30 days prior to arrest. Reported use of marijuana in the 30 days prior to arrest increased among state prisoners, from 40% in 2004 to 51% in 2016 (**table 9**). State prisoners' reporting heroin use in the 30 days prior to arrest increased from 6% to 8%, and misuse of prescription drugs in the 30 days prior to arrest increased from 10% to 16%.

In 2016, misuse of prescription drugs was defined as using any prescription drug in a way not directed by a doctor and included both opioid-based medications (e.g., OxyContin) and nonopioid prescription drugs (e.g., Ritalin and Xanax). In 2004, misuse of prescription drugs was captured in a series of five questions about use of other opiates or methadone, other amphetamines, methaqualone, barbiturates, or tranquilizers without a doctor's prescription. State prisoners' reported use of cocaine in the 30 days prior to arrest declined from 21% in 2004 to 18% in 2016.

Federal prisoners were more likely in 2016 than in 2004 to report using marijuana (45% compared to 36%) or hallucinogens (10% compared to 6%) or misusing prescription drugs (13% compared to 8%) in the 30 days prior to arrest. Reported use of cocaine among federal prisoners in the 30 days prior to arrest declined from 18% in 2004 to 15% in 2016. The percentage of federal prisoners reporting heroin use in the 30 days prior to arrest remained the same between 2004 and 2016, at about 4%.

**TABLE 9**

**Drug use in the 30 days prior to arrest among state and federal prisoners, by drug type, 2004 and 2016**

Drug use	2004*		2016 <sup>a</sup>	
	Percent	Standard error	Percent	Standard error
<b>State prisoners</b>				
Marijuana	40.3%	0.64%	50.8% †	0.66%
Cocaine <sup>b</sup>	21.4	0.49	17.7 †	0.45
Heroin	6.1	0.35	8.2 †	0.39
Methamphetamine <sup>c</sup>	10.8	0.58	15.5 †	0.99
Hallucinogens <sup>d</sup>	5.9	0.24	10.2 †	0.38
Inhalants <sup>e</sup>	1.0	0.09	0.6 †	0.07
Prescription drugs <sup>f</sup>	9.6	0.35	16.3 †	0.47
<b>Federal prisoners</b>				
Marijuana	36.2%	1.77%	44.5% †	1.85%
Cocaine <sup>b</sup>	18.0	0.89	15.2 †	0.69
Heroin	4.3	0.64	3.9	0.43
Methamphetamine <sup>c</sup>	10.1	1.34	11.5	1.16
Hallucinogens <sup>d</sup>	5.8	0.57	9.6 †	0.99
Inhalants <sup>e</sup>	0.8	0.19	0.6	0.16
Prescription drugs <sup>f</sup>	7.9	0.80	12.9 †	0.79

Note: There was an estimated total of 1,226,200 state and 129,300 federal prisoners in 2004. Based on the adjusted 2016 data, there was an estimated total of 1,248,300 state and 144,900 federal prisoners in 2016.

\*Comparison group.

†Difference with comparison group is significant at the 95% confidence level.

<sup>a</sup>To allow for comparison to 2004, estimates for federal prisoners in 2016 exclude those in private facilities exclusively holding federal prisoners.

<sup>b</sup>Includes powder, crack, free base, and coca paste.

<sup>c</sup>Refers to meth, ice, crystal meth, glass, or crank.

<sup>d</sup>Includes LSD, peyote, mescaline, psilocybin, PCP, or ecstasy.

<sup>e</sup>Includes substances such as amyl nitrite, cleaning fluid, locker room odorizers, gasoline, glue, nitrous oxide, or spray paints.

<sup>f</sup>Includes prescription drugs used in a way not prescribed by a doctor.

Source: Bureau of Justice Statistics, Survey of Inmates in State and Federal Correctional Facilities, 2004; and Survey of Prison Inmates, 2016.

## Methodology

Findings are based on self-reported data collected through face-to-face interviews with a national sample of state and federal prisoners in the 2016 Survey of Prison Inmates (SPI), produced by the Bureau of Justice Statistics. The 2016 SPI included confinement and community-based facilities but excluded special facilities such as those operated by or holding prisoners exclusively for the U.S. military, U.S. Immigration and Customs Enforcement, the U.S. Marshals Service, and correctional authorities in Indian country. Facilities in every state and the Federal Bureau of Prisons were eligible. The 2016 SPI was a stratified two-stage sample design in which prisons were selected in the first stage and prisoners within sampled facilities were selected in the second stage. The SPI sample was selected from a universe of 2,001 unique prisons (1,808 state and 193 federal). A total of 364 prisons (306 state and 58 federal) participated in the 2016 SPI out of 385 selected prisons (324 state and 61 federal). The first-stage response rate (i.e., the response rate among selected prisons) was 98.4% (98.1% among state prisons and 100% among federal prisons).<sup>4</sup>

A total of 24,848 prisoners (20,064 state and 4,784 federal) participated in the 2016 SPI, based on a sample of 37,058 prisoners (30,348 state and 6,710 federal).<sup>5</sup> The second-stage response rate (i.e., the response rate among selected prisoners) was 70.0% (69.3% among state prisoners and 72.8% among federal prisoners).<sup>6</sup>

### Standard errors and tests of significance

When national estimates are derived from a sample, as with the SPI, caution must be used when comparing one estimate to another or when comparing estimates over time. Although one estimate may be larger than another, estimates based on a sample rather than a complete enumeration of the population have some degree of sampling error. The sampling error of an

estimate depends on several factors, including the size of the estimate, the number of completed interviews, and the intracluster correlation of the outcome within prisons. When the sampling error around an estimate is taken into account, estimates that appear different may not be statistically different.

One measure of the sampling error associated with an estimate is the standard error. The standard error may vary from one estimate to the next. Standard errors in this report were estimated using Taylor Series Linearization (TSL) to account for the complex design of the 2016 SPI and the 2004 Survey of Inmates in State and Federal Adult Correctional Facilities. The TSL method directly estimates variances through a linearized function by combining variance estimates from stratum and primary sampling units used to sample prisoners.

Readers may use the estimates and standard errors of the estimates provided in this report to generate a 95% confidence interval around the estimates as a measure of the margin of error. Typically, multiplying the standard error by 1.96 and then adding or subtracting the result from the estimate produces the confidence interval. This interval expresses the range of values within which the true population parameter is expected to fall 95% of the time if the same sampling method is used to select different samples.

For small samples and estimates close to 0%, the use of the standard error to construct the 95% confidence interval may not be reliable. Therefore, caution should be used when interpreting the estimates. Caution should also be used if constructing a 95% confidence interval, which would include zero in these cases, because the estimate may not be distinguishable from zero.

The standard errors have been used to compare selected groups of prisoners that have been defined by demographic characteristics and controlling offense. They have also been used to compare estimates of state and federal prisoners between 2004 and 2016. Differences in the estimates for subgroups in tables 4, 5, 6, 8, and 9 in this report have been tested and notated for significance at the 95% level of confidence. Readers should reference the tables for testing on specific findings. Unless otherwise noted, findings described in this report as higher, lower, or different passed a test at the 0.05 level of statistical significance (95% confidence level).

---

<sup>4</sup>A total of 15 prisons (12 state and 3 federal) that were sampled were deemed ineligible for the 2016 SPI. For more information, see *Methodology: Survey of Prison Inmates, 2016* (NCJ 252210, BJS, July 2019).

<sup>5</sup>There were 10,661 sampled prisoners who were eligible for the survey but did not participate. Another 1,549 sampled prisoners were deemed ineligible for the survey. For more information, see *Methodology: Survey of Prison Inmates, 2016* (NCJ 252210, BJS, July 2019).

<sup>6</sup>For more detailed information on the 2016 SPI, see *Methodology: Survey of Prison Inmates, 2016* (NCJ 252210, BJS, July 2019).

## Measurement of alcohol, drug, and substance use; use disorders; and treatment

### Alcohol and drug use

Questions on past alcohol use consisted of an initial screener asking whether a prisoner had ever, even once, had a drink of any type of alcoholic beverage. For prisoners who answered yes, follow-up questions were asked about use in the 12 months prior to admission and at the time of the offense. Alcohol use in the 12 months prior to admission was conditioned on having drunk alcohol 6 or more days during the 12 months prior to admission to prison.

Questions on past drug use consisted of an initial screener asking about the following drug types a prisoner may have ever used in their lifetime: marijuana or hashish, any form of cocaine (like powder, crack, free base, or coca paste), heroin, methamphetamine (also referred to as meth, ice, crystal meth, glass, or crank), hallucinogens (like LSD, peyote, mescaline, psilocybin, PCP, or ecstasy), inhalants (like amyl nitrite, cleaning fluid, locker room odorizers, gasoline, glue, nitrous oxide, or spray paints), prescription drugs used in any way other than how the doctor prescribed, and any other drug or substance taken for “kicks or to get high.” Prisoners could report that they used more than one type of drug. Prescription drugs included opioid-based pain relievers, nonopioid pain relievers, and other prescription drugs that were not pain relievers. The 2016 SPI questionnaire did not disaggregate opioid use by type. For each drug that a prisoner said they had ever used, follow-up questions were asked about use in the 30 days prior to the arrest and at the time of the controlling offense for which a prisoner was incarcerated. Only prisoners who reported ever using drugs and that they were not incarcerated for the entire 12 months prior to being admitted to prison for their current offense were asked about drug use in the 12 months prior to admission.

### Alcohol, drug, and substance use disorders

To estimate the prevalence of alcohol, drug, and substance abuse disorders, a series of questions adapted from questions modeled after the *Diagnostic and Statistical Manual of Mental Disorders*, Fourth Edition (DSM-IV) criteria for alcohol and drug dependence or abuse in the Substance Abuse and Mental Health Services Administration’s National Survey on Drug Use and Health were included in the SPI survey. Estimates of alcohol use disorder include prisoners

who met either the DSM-IV alcohol dependence or abuse criteria. Estimates of drug use disorder include prisoners who met either the DSM-IV drug dependence or abuse criteria. Estimates of substance use disorder include prisoners who met the DSM-IV criteria for either dependence or abuse of alcohol or drugs.

### Alcohol dependence

The following SPI questions, with the corresponding DSM-IV criteria category in parentheses, were used to assess alcohol dependence. Prisoners who reported drinking 6 or more days during the 12 months before they were admitted to prison were asked questions that measured alcohol dependence. Positive responses to questions 1 through 8 and negative responses to questions 9 and 10 were indicative of alcohol dependence. Prisoners reporting three or more indicators across the DSM-IV categories denoted that a prisoner likely met the DSM-IV criteria for alcohol dependence.

During the 12 months before your admission to prison—

1. Did you need to drink more alcohol than you used to in order to get the effect you wanted? (tolerance-a)
2. Did you notice that drinking the same amount of alcohol had less effect on you than it used to? (tolerance-b)
3. Did you have two or more of these symptoms that lasted longer than a day after you cut back or stopped drinking alcohol (sweating or feeling that your heart was beating fast; having your hands tremble; having trouble sleeping; vomiting or feeling nauseous; seeing, hearing, or feeling things that weren’t really there; feeling like you couldn’t sit still; feeling anxious; having seizures or fits)? (withdrawal)
4. Was there a month or more when you spent a lot of time getting or drinking alcohol? (time spent-a)
5. Was there a month or more when you spent a lot of time getting over the effects of the alcohol you drank? (time spent-b)
6. Did using drugs cause you to give up or spend less time doing these types of important activities (working, going to school, taking care of children, doing fun things such as hobbies and sports,



and spending time with friends and family)?  
(neglect activities)

7. Did you continue to drink alcohol even though you thought drinking was causing you to have problems with your emotions, nerves, or mental health?  
(continued use despite problems-a)
8. Did you continue to drink alcohol even though you thought drinking was causing you to have physical problems? (continued use despite problems-b)
9. Were you able to keep the limits you set, or did you often drink more than you intended to?  
(compulsive use)
10. Were you able to cut down or stop drinking alcohol every time you wanted to or tried to?  
(impaired control)

### **Alcohol abuse**

The following SPI questions were used to determine whether a prisoner met the alcohol abuse criteria. The corresponding DSM-IV criteria category follows in parentheses. Prisoners who reported drinking 6 or more days during the 12 months before they were admitted to prison were asked questions that measured alcohol abuse. A positive response to one or more of the items, in conjunction with fewer than three positive responses to the alcohol dependence items, indicated that a prisoner was likely to have met the criteria for alcohol abuse.

During the 12 months before your admission to prison—

1. Did drinking alcohol cause you to have serious problems like this (neglecting your children, missing work or school, doing a poor job at work or school, losing a job or dropping out of school) either at home, work, or school? (failure to fulfill obligations)
2. Did you regularly drink alcohol and then do something where being drunk might have put you in physical danger? (use in hazardous situations)
3. Did drinking alcohol cause you to do things that repeatedly got you in trouble with the law? (legal problems)
4. Did you continue to drink alcohol even though you thought your drinking caused problems with family or friends? (social problems)

### **Drug dependence**

The following SPI questions, with the corresponding DSM-IV criteria category in parentheses, were used to assess drug dependence. Prisoners who had not been incarcerated for the entire 12 months prior to admission to prison for the offense for which they were serving a sentence and had reported using at least one drug in those 12 months were asked questions that measured drug dependence. Positive responses to questions 1 through 8 and negative responses to questions 9 and 10 were indicative of drug dependence. Prisoners reporting three or more indicators across the DSM-IV categories denoted that a prisoner likely met the DSM-IV criteria for drug dependence.

During the 12 months before your admission to prison—

1. Did you need to use more drugs than you used to in order to get the effect you wanted? (tolerance-a)
2. Did you notice that using the same amount of drugs had less effect on you than it used to? (tolerance-b)
3. Did you have two or more of these symptoms at the same time that lasted longer than a day after you cut back or stopped using drugs (having trouble sleeping or sleeping more than you normally do; feeling either very slowed down or like you couldn't sit still; feeling anxious; being physically sick, such as having cramps, diarrhea, a fever, or feeling nauseous)? (withdrawal)
4. Were you able to keep to the limits you set, or did you often use drugs more than you intended to?  
(compulsive use)
5. Were you able to cut down or stop using drugs every time you wanted to or tried to? (impaired control)
6. Was there a month or more when you spent a lot of your time getting or using drugs? (time spent-a)
7. Was there a month or more when you spent a lot of your time getting over the effects of the drugs you used? (time spent-b)
8. Did using drugs cause you to give up or spend less time doing these types of important activities (working, going to school, taking care of children, doing fun things such as hobbies and sports, and spending time with friends and family)?  
(neglect activities)



9. Did you continue to use drugs even though you thought it was causing you to have problems with your emotions, nerves, or mental health? (continued use despite problems-a)
10. Did you continue to use drugs even though you thought it was causing you to have physical problems? (continued use despite problems-b)

### **Drug abuse**

The following SPI questions were used to determine whether a prisoner met the drug abuse criteria. The corresponding DSM-IV criteria category follows in parentheses. Prisoners who had not been incarcerated for the entire 12 months prior to admission to prison for the offense for which they were serving a sentence and had reported using at least one drug in those 12 months were asked questions that measured drug abuse. A positive response to one or more of the items across categories, in conjunction with fewer than three positive responses to the drug dependence items, indicated that a prisoner was likely to have met the criteria for drug abuse.

During the 12 months before your admission to prison—

1. Did using drugs cause you to have serious problems like this (neglecting your children, missing work or school, doing a poor job at work or school, losing a job or dropping out of school) either at home, work, or school? (failure to fulfill obligations)
2. Did you regularly use drugs and then do something where using drugs might have put you in physical danger? (use in hazardous situations)
3. Did using drugs cause you to do things that repeatedly got you in trouble with the law? (legal problems)
4. Did you continue to use drugs even though you thought it caused problems with family or friends? (social problems)

### **Alcohol and drug treatment**

Prisoners who reported ever using alcohol or drugs in their lifetime were asked about participation in treatment programs since their admission to

prison. Prisoners could report more than one type of treatment or program, but the reason (alcohol use, drug use, or both) for each specific type of treatment cannot be ascertained.

- Detoxification was defined as an alcohol or drug detoxification unit where prisoners spent up to 72 hours to “dry out.”
- A residential program was defined as an alcohol or drug program in which prisoners lived in a special facility or unit designated for treatment.
- Counseling and therapy were defined as counseling sessions with a trained professional while not living in a special facility or unit.
- A self-help group included peer counseling programs, such as Alcoholics Anonymous, Cocaine Anonymous, or Narcotics Anonymous, and other forms of self-help groups.
- An education program was defined as, “an education or awareness program explaining problems with alcohol or drugs in any setting.”
- Medication-assisted treatment was defined as a maintenance drug, such as methadone, disulfiram, or naltrexone, that is used to “cut a high or make you sick.”

While all prisoners who reported ever using alcohol or drugs were asked about treatment participation, the treatment percentages presented in this report are based on those prisoners who met the criteria for having a substance use disorder, as it is a better indicator of need for treatment.

### **Offense type**

For sentenced and unsentenced prisoners with one offense, that offense is the controlling offense. For sentenced prisoners with multiple offenses and sentences, the controlling offense is the offense with the longest sentence. For sentenced prisoners with multiple offenses and one sentence, and for unsentenced prisoners with multiple offenses, the controlling offense is defined as the “most serious” offense, where violent offenses are most serious, followed by property, drug, public-order, and all other offenses.

**APPENDIX TABLE 1****Estimated number of state and federal prisoners, by selected characteristics, 2016**

Characteristic	State prisoners	Federal prisoners
All prisoners	1,248,300	173,400
<b>Sex</b>		
Male	1,159,100	162,700
Female	89,200	10,700
<b>Race/ethnicity</b>		
White <sup>a</sup>	391,800	35,900
Black <sup>a</sup>	415,500	55,000
Hispanic	254,700	63,500
American Indian/ Alaska Native <sup>a</sup>	17,600	2,800
Asian/Native Hawaiian/ Other Pacific Islander <sup>a</sup>	11,400	2,600
Two or more races <sup>a</sup>	138,600	11,200
<b>Age</b>		
18-24	128,500	8,200
25-34	400,800	48,900
35-44	328,800	59,700
45-54	231,000	37,300
55-64	120,900	14,400
65 or older	38,400	4,900
<b>Controlling offense<sup>b</sup></b>		
Violent	690,800	21,900
Property	189,800	12,100
Drug	184,400	81,400
Public order	161,400	53,400
DUI/DWI	31,100	/
Other public order	130,300	/

Note: Estimates are rounded to the nearest 100. Details may not sum to totals due to rounding. Counts are weighted to totals from the 2015 National Prisoner Statistics program. See *Methodology: Survey of Prison Inmates, 2016* (NCJ 252210, BJS, July 2019).

/Not reported.

<sup>a</sup>Excludes persons of Hispanic origin (e.g., “white” refers to non-Hispanic whites and “black” refers to non-Hispanic blacks).

<sup>b</sup>For sentenced and unsentenced prisoners with one offense, that offense is the controlling offense. For sentenced prisoners with multiple offenses and sentences, the controlling offense is the offense with the longest sentence. For sentenced prisoners with multiple offenses and one sentence, and for unsentenced prisoners with multiple offenses, the controlling offense is defined as the “most serious” offense, where violent offenses are most serious, followed by property, drug, public-order, and all other offenses.


Source: Bureau of Justice Statistics, Survey of Prison Inmates, 2016.

**APPENDIX TABLE 2****Standard errors for table 6: Substance use disorders among state and federal prisoners, by selected characteristics, 2016**

Characteristics	State prisoners			Federal prisoners		
	Alcohol use disorder	Drug use disorder	Substance use disorder	Alcohol use disorder	Drug use disorder	Substance use disorder
<b>Total</b>	0.48%	0.87%	0.91%	1.04%	1.63%	2.05%
<b>Sex</b>						
Male	0.50%	0.93%	0.98%	1.10%	1.73%	2.20%
Female	0.87	2.11	1.88	1.32	2.78	2.97
<b>Race/ethnicity</b>						
White	0.67%	1.11%	1.07%	1.72%	2.77%	2.71%
Black	0.66	1.13	1.15	0.94	2.18	2.14
Hispanic	0.87	1.36	1.58	1.58	2.23	2.86
American Indian/ Alaska Native	3.99	5.07	4.08	8.97	7.49	1.14
Asian/Native Hawaiian/ Other Pacific Islander	3.19	5.58	6.38	6.78	7.05	7.92
Two or more races	1.08	1.72	1.75	3.17	4.76	4.84
<b>Age</b>						
18-24	1.13%	2.02%	1.99%	3.65%	4.61%	5.24%
25-34	0.74	1.32	1.27	1.32	2.22	2.51
35-44	0.88	1.23	1.32	1.54	2.36	2.95
45-54	0.87	1.25	1.31	1.49	2.52	2.64
55-64	1.24	1.57	1.95	1.87	3.09	4.07
65 or older	2.21	2.01	2.92	1.70	3.97	3.76
<b>Controlling offense</b>						
Violent	0.57%	0.84%	0.91%	1.97%	4.46%	5.03%
Property	0.94	1.41	1.36	3.35	1.94	3.56
Drug	0.87	1.74	1.61	1.23	2.26	2.62
Public order	1.57	1.41	1.73	1.09	1.98	2.40
DUI/DWI	3.88	4.22	5.05	/	/	/
Other public order	1.08	1.74	1.84	/	/	/

/Not reported.

Source: Bureau of Justice Statistics, Survey of Prison Inmates, 2016.




The Bureau of Justice Statistics of the U.S. Department of Justice is the principal federal agency responsible for measuring crime, criminal victimization, criminal offenders, victims of crime, correlates of crime, and the operation of criminal and civil justice systems at the federal, state, tribal, and local levels. BJS collects, analyzes, and disseminates reliable statistics on crime and justice systems in the United States, supports improvements to state and local criminal justice information systems, and participates with national and international organizations to develop and recommend national standards for justice statistics. Doris J. James is the acting director.

This report was written by Laura M. Maruschak, Jennifer Bronson, and Mariel Alper. Zhen Zeng, Emily Buehler, and Stephanie Mueller verified the report. Lauren G. Beatty was the BJS project manager for the 2016 Survey of Prison Inmates and provided statistical and methodological input and review.

Eric Hendrixson and Jill Thomas (former BJS editor) edited the report. Carrie Epps-Carey produced the report.

July 2021, NCJ 252641



NCJ 252641

Office of Justice Programs  
Building Solutions • Supporting Communities • Advancing Justice  
[www.ojp.gov](http://www.ojp.gov)